




Super minds starter

E3

Unit 4 and 5

At the zoo & my food



1  **37** **WB p40** Listen and number. Say.


Key: a 2, b 4, c 3, d 1

2  **WB p40** Look and draw. Say.

Key: 1 fish, 2 parrot, 3 fish

1  **38** **WB p41** Listen and tick ☒.

Key: 1a: small zebra, 2b: small lion, 3b: big zebra, 4b: big lion, 5b: small fish, 6a: blue and red parrot

2  **WB p41** Match and draw lines. Say.

Key: 1a, 2d, 3e, 4c, 5b

1 **WB p42** Look. Count and write numbers. Say.

Key: 2 big lions, 4 small lions, 2 zebras, 9 small fish, 2 big fish, 7 green and orange parrots, 3 blue and red parrots

2  **39** **WB p42** Listen and point.

1  **40** **WB p43** Listen and tick. .

Key: 1 lion, 2 parrot 3 fish, 4 zebra

2  **41** **WB p43** Listen and circle. Ask and answer.

Key: a green, b 1

1  **42** **WB p44** Listen and number.


Key: a 2, b 1, c 4, d 3

2  **43** **WB p44** Listen and tick .

Key: 1 a, 2 b

1   **WB p45** What's good? Draw .

Key: 1 

2  **WB p45** Look at the friends. Write 1, 2 and 3.

Key: Students' own answers

1  **44** **WB p46** Listen and colour. Say.


Key: 1 monkey: orange, 2 frog: blue, 3 tree: red, 4 pond: pink, 5 grassland: yellow

2 **WB p46** Where do the animals live? Match and say.


Key: 1 b, 2 c, 3 a

3  **WB p47** Look and circle the wrong animal.


Key: 1 parrot, 2 lion, 3 monkey

4  **WB p47** Choose your favourite place. Draw ☺.

Key: Students' own answers

1  **45** **WB p48** Listen and number. Say.

Key: a 3, b 2, c 5, d 4, e 1

2  **WB p48** Draw a picture of your favourite animal.



1 WB p49 Look and say.
Circle 😊 😐 or ☹️.

2 WB p49 Where do they
live? Look and tick ☒.

Key: 1 c, 2 b, 3 a, 4 c

3 WB p49 Look and
think. Draw animals in the
pictures.

Key: Students' own answers

1 WB p50 Match and say.


Key: 1 f, 2 d, 3 e, 4 b, 5 a, 6 c

2 WB p50 Look and count. Say.


Key: 1 five oranges, 2 four
chocolates, 3 eight pears,
4 nine cakes

1 WB p51 Listen and
tick ☒ or cross ☒.


Key: Tom ☒ ☒ ☒, Ruby ☒ ☒ ☒

- 2**  **WB p51** Circle ☺ or ☹ for you. Say.

Key: Students' own answers

- 1**  **47** **WB p52** What do they like? Listen and circle.

Key: 1 a and c, 2 a and c

- 2**  **WB p52** Colour, trace and say.


- 1**  **48** **WB p53** Listen and write *yes* or *no*.

Key: 1 yes, 2 yes, 3 no, 4 no, 5 yes, 6 no



- 2** **WB p53** Look and ask.



Key: *Do you like cake/oranges/pears/milk/chocolate? Yes, I do. / No, I don't.*



1  **WB p54** Follow the lines.
Tick ☒ or cross ☒.

Key: squirrel ☒, Whisper ☒, Misty ☒

2   **WB p55** Complete
the picture. Draw what a
good friend does.

2   **WB p54** What's
different? Look and say.


Key: three pears/one pear, four
oranges/no oranges, three
tomatoes/two tomatoes, no cakes/
four cakes, milk on the left/milk on
the right

1  **WB p56** Which one is
different? Circle.

Key: 1 c, 2 b, 3 c

1   **WB p55** What's
good? Draw 😊.

Key: 1

2  **WB p56** Where does it
come from? Trace and tick ☒.

Key: tree: 1 apple, 2 orange,
4 banana, 5 pear; ground: 3 potato,
6 carrot

3 WB p57 How many? Write.

1 WB p59 Look and say.
Circle 😊 😐 or ☹.

Key: a 8, b 6, c 7, d 10

4 WB p57 Draw the fruit.
Trace.

2 WB p59 Tree or ground?
Circle.

Key: 1 ground, 2 tree, 3 ground,
4 tree

1 WB p58 Make a 'Super
Fruit'.

3 WB p59 Choose
and draw your picture.

2 WB p58 Show a friend.



